



Blue Ridge District

Old Hickory Council

December 9, 2023

Boone United Methodist Church

471 New Market Blvd. Boone, NC 28607

SCHEDULE

8:00 a.m.	Check-In Begins in Family Life Center (gym)
8:30 a.m.	Opening Ceremony
8:45 a.m -12:15 p.m.	Session One
12:15-12:55 p.m.	Lunch
1:00-4:30 p.m.	Session Two

SCOUT REGISTRATION

Pre-Registration by each individual Scout is REQUIRED. On site registration will not be available.

Registration fee of \$20/Scout includes morning and afternoon sessions, lunch, and MBC patch.

ADULT REGISTRATION fee of \$5 covers lunch and patch. *Please pre-register to help us plan for lunch!*

Additional patches may be purchased on site; \$5 cash only, first come, first served.

Registration with payment must be completed by December 8 at noon.

(for screenshots and step by step registration help, scroll down on this document past the list of courses)

Due to the varied subject matter, please guide Scouts on choosing a merit badge that is appropriate to the Scout's experience and age.

LOCATION and MAP

<https://booneumc.org/directions/>

BE PREPARED - Scouts

1. Bring a current merit badge book or downloaded guide.
2. **Read** the merit badge book/guide **before** the MBC and note prerequisites.
3. Bring a notebook and pen/pencil and **wear your complete uniform.**
4. Register a friend and bring them with you!
5. Have fun and learn!

BE COURTEOUS

If you must have a cell phone, set it to silent/vibrate. Demonstrate respect for the instructors and other classmates and do NOT make or take calls or text messages or use other applications during class time.

BE HELPFUL - Adults

This event is a volunteer-driven event! It is not possible to hold such an event without the dedicated support of the administrative and logistical volunteers. **We will need additional leaders in each room so that we maintain two-deep leadership. If you are in a position to volunteer, please email one of the following organizers.**

MORE INFO:

Blue Ridge District Merit Badge College Coordinator,

Candis Walker candisvwalker@gmail.com

Blue Ridge District Executive Lee Setzer,

Lee.Setzer@scouting.org, (727)599-7129

COURSE OFFERINGS

Please remember to choose either a full day session or a morning and afternoon choice. There are three all-day sessions. *Be sure to note prerequisites.*

Pre-course work can be completed in advance and presented to the counselor for credit during the Merit Badge College. Alternatively, partial completion can be earned at MBC and additional work completed afterwards and presented to the home troop leadership.

Blue Cards will not be issued – a final report will be emailed to all units noting completion or items to complete in troop.

Some courses will include off site field trips. A permission form will be required and will be provided to scouts participating in those courses.

All courses must have a minimum of 5 participants. The maximum in each class varies depending on instructor, space, and materials.

Refer to the following list for individual Merit Badge times, codes, prerequisites and additional information.

Title of Course	Session	Code	Prerequisites
Animation	AM	ANIM	none
Backpacking	AM	BP	none
Citizenship in the Community	AM	CIC	Bring community service records.
Citizenship in the Nation	AM	CIN	Req 5 AND 7A or 7B or 7C, AND 8
Fire Safety	AM	FS	none
Fly Fishing	AM	FF	Please bring a fly rod and reel if available.
Orienteering	AM	OR	Please bring a compass and a ruler
Scouting Heritage	AM	SH	none
Sustainability	AM	SUS	Click here for prerequisites
Aviation	AM & PM	A	none
Environmental Science	AM & PM	ES	minimum age 13
First Aid	AM & PM	FA	none
Search And Rescue	AM & PM	SAR	
Citizenship in Society	PM	CIS	minimum age 13
Disabilities Awareness	PM	DA	none
Law	PM	LW	none
Leatherwork	PM	L	none
Movie Making	PM	MM	none
Nature	PM	NA	none
Personal Management	AM	PM	<p>Planning ahead is a key element to personal management. This course will require you to plan at least one week in advance for the prerequisites.</p> <p>Prerequisites: Requirements 8a-c must be completed ahead of time and require a written plan and activity tracking for 7 days. These documents will be reviewed and discussed during class (req 8d).</p> <p>Requirement 1a-c should be completed ahead of time. The written plan, family discussion, shopping strategy, and comparison shopping should be documented and brought with you to be discussed in the class.</p> <p>Ideas for requirements 9 and 10 need to be developed prior to class and we will discuss and complete the requirements in class. Failure to plan ideas for requirements 9 and 10 will result in frustration. Please review the requirements so that the counselor can help you complete the requirements during the session.</p> <p>This merit badge will be a partial by default because requirement 2 requires 90 days of record keeping. Scouts will be trained how to develop a budget and how to track monetary activity for the 90 day log during the course.</p> <p>Be sure to bring all documentation of requirements 1 and 8 with you the day of the session.</p>
Photography	PM	PH	Each Scout must bring a camera (cell phone acceptable) and verification of current Cyber Chip. Also bring small props for a visual story you will photograph.
Programming	PM	PR	All Scouts must bring verification of current Cyber Chip and will need a laptop computer/charger. Please bring a computer with you if possible. We are making arrangements for extra computers. Wifi will be available.

How to Register on Tentaroo

Click [this link](#) to visit the registration page. It will look like this:

S OF AMERICA®
Y COUNCIL

LOG IN CREATE ACCOUNT

Username

Required.
Password

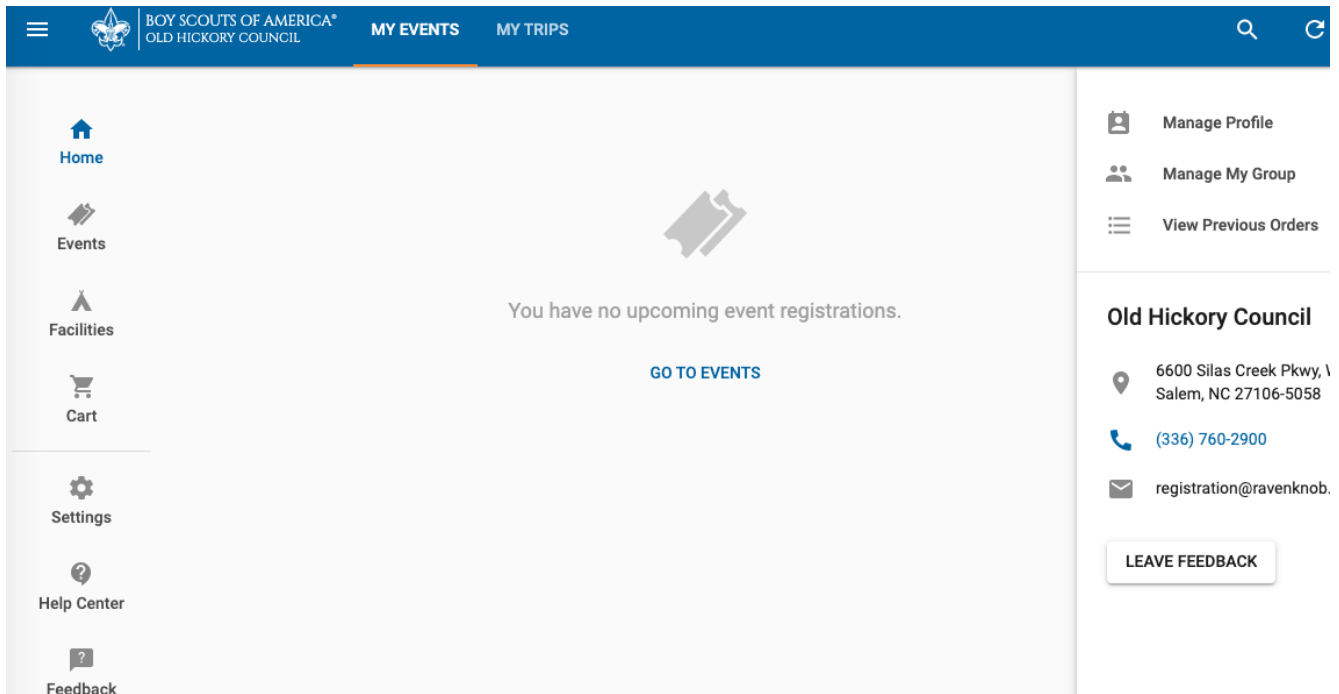
Required.

LOG IN

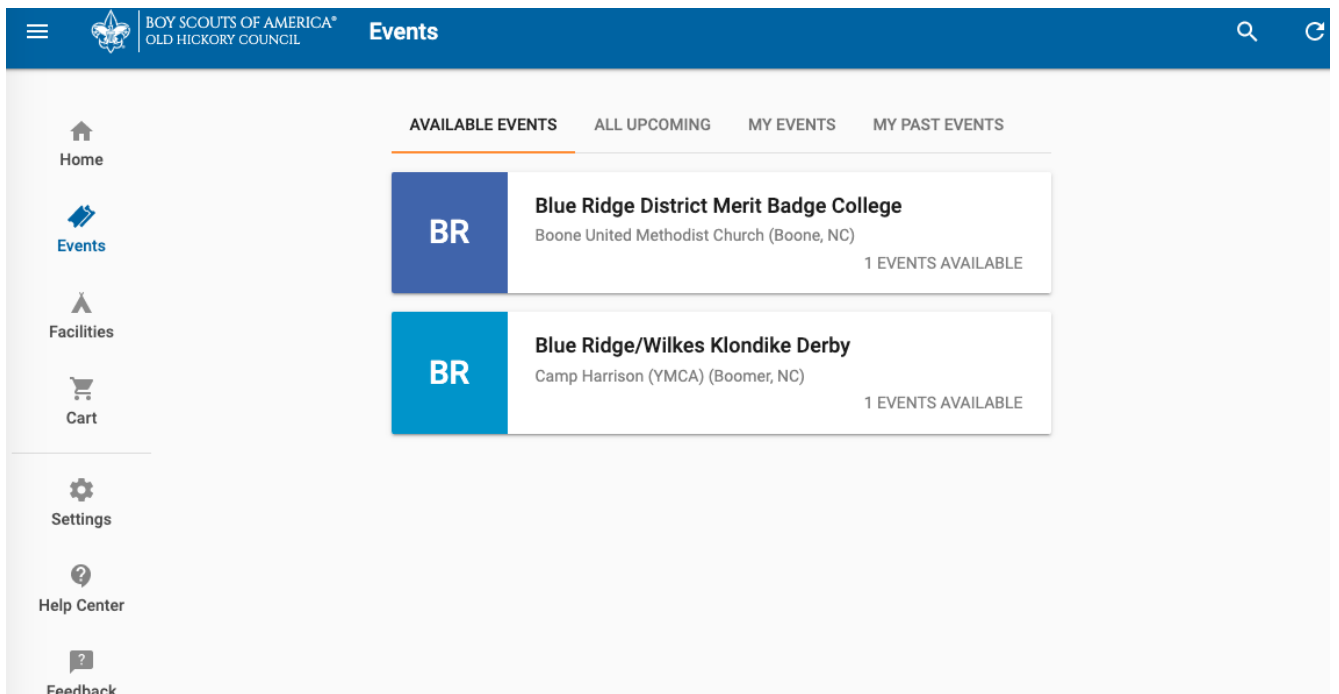
FORGOT PASSWORD?

Don't have an account? CREATE ACCOUNT

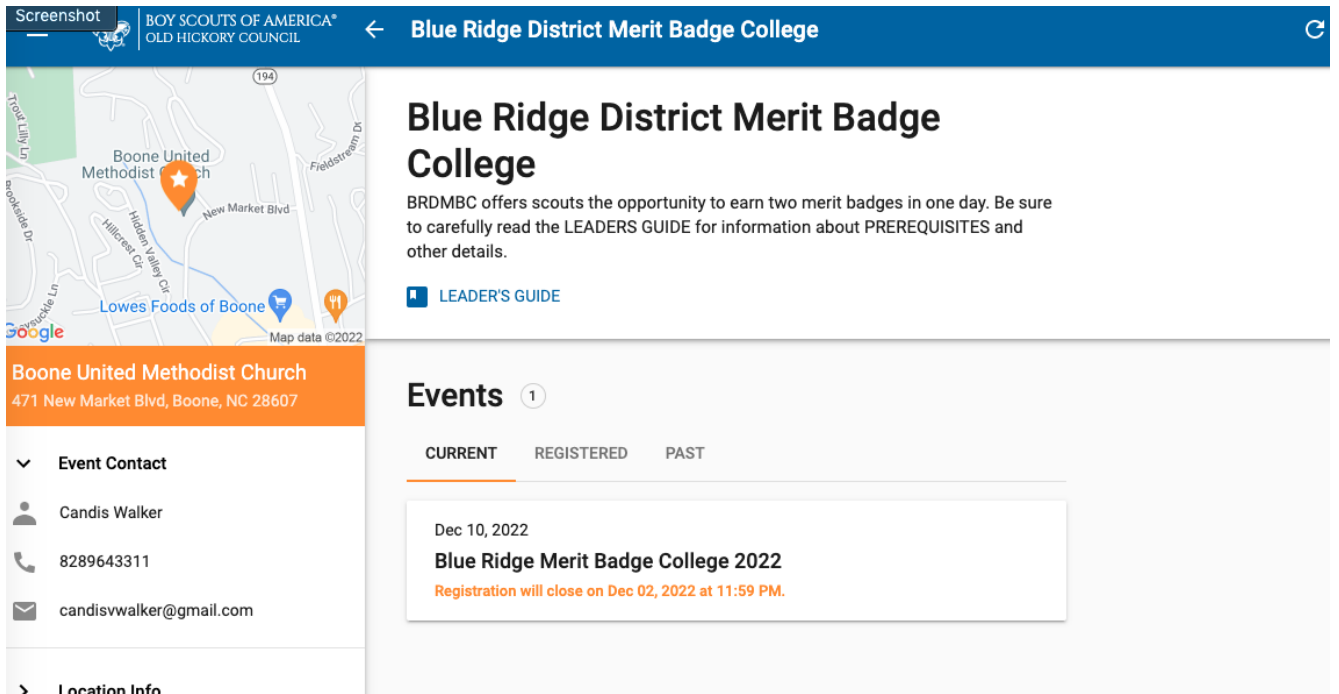
Don't have an account? Click the blue button to create one. Follow instructions, then return to this log in page and log in. Your next screen will look like this:



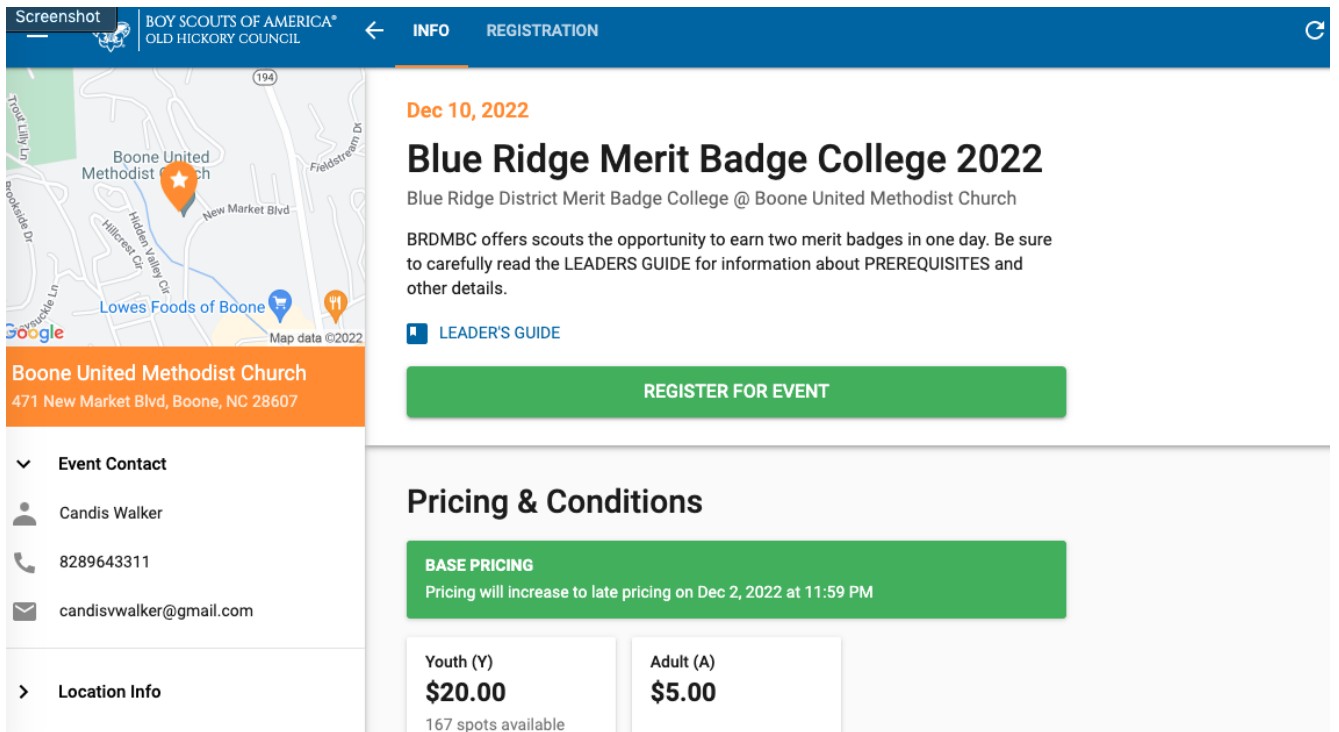
Click GO TO EVENTS (or click on Events on the left sidebar). On the next screen, shown below, click on Blue Ridge District Merit Badge College.



The next screen will look like the screenshot below. Click the rectangle in the middle, with the orange text that reads **Registration will close on Dec 02, 2022.**

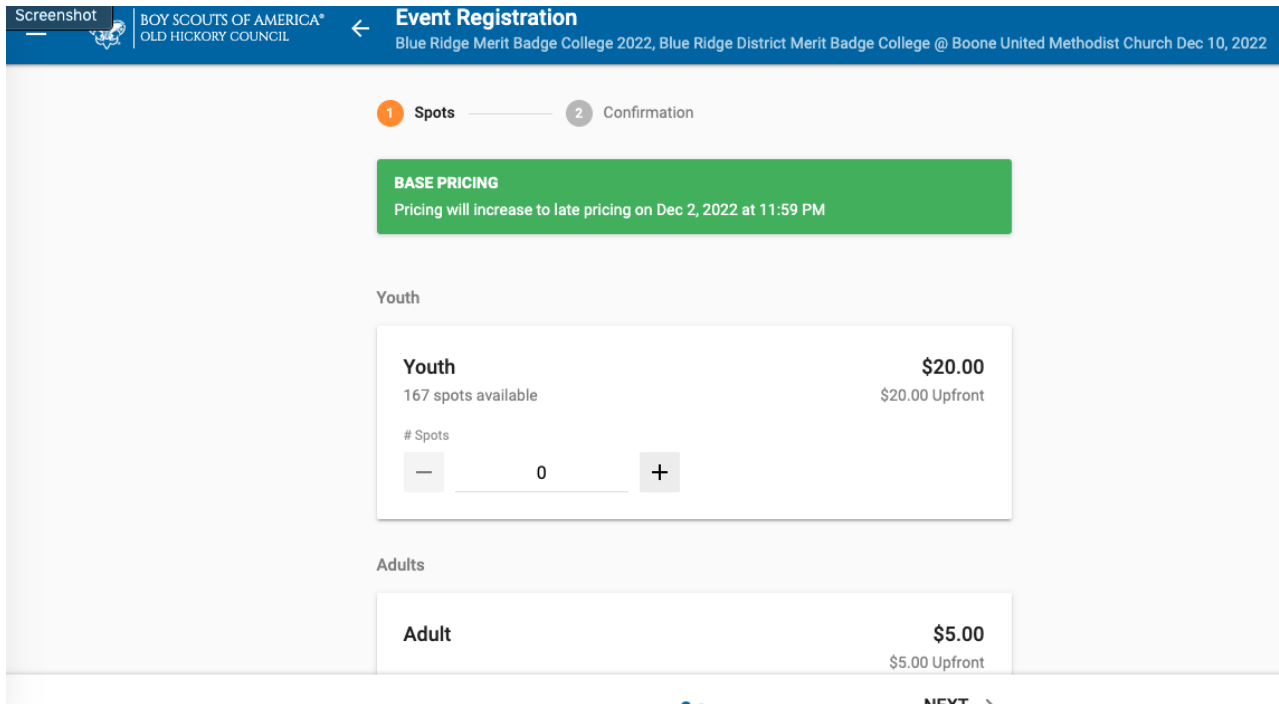


Here's the next screen:

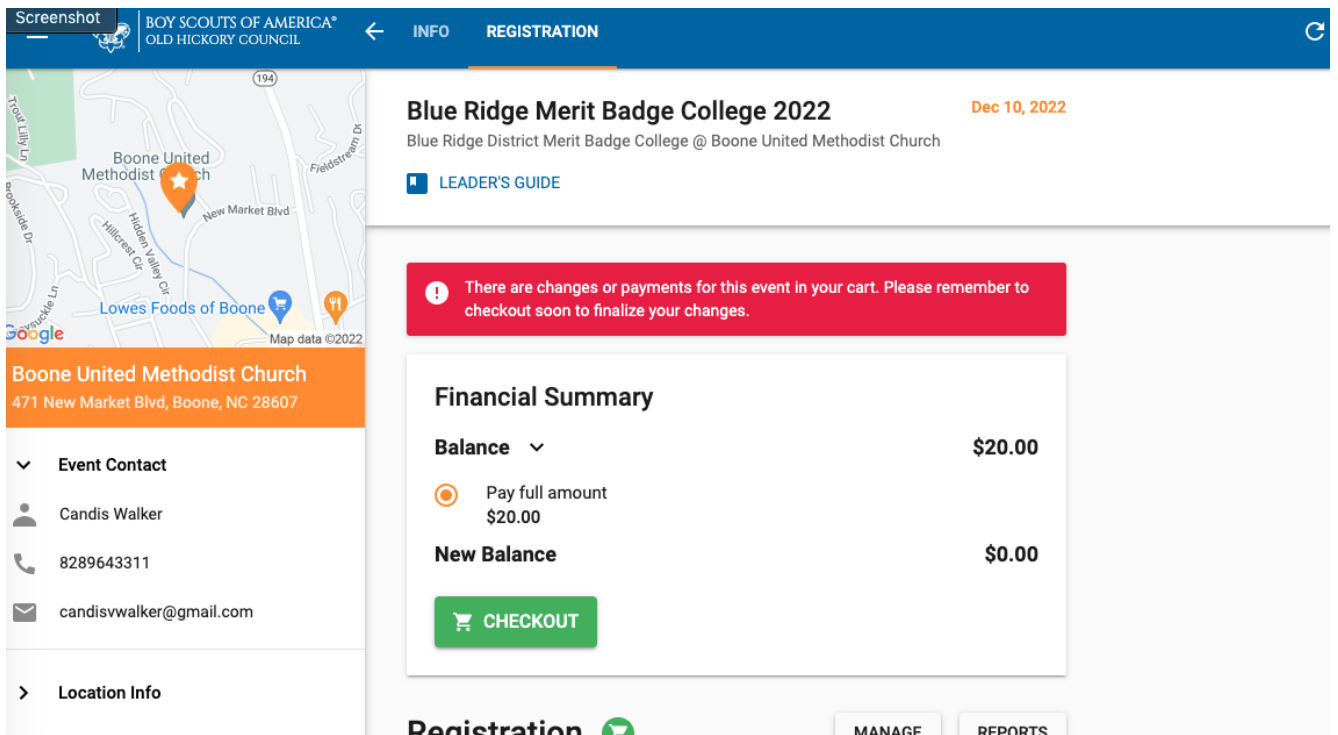


Youth registration (\$20) covers two classes or one double class, plus patch and lunch. Adult registration covers patch & lunch. We hope adults will help with two deep leadership in classes! Click **REGISTER FOR EVENT**.

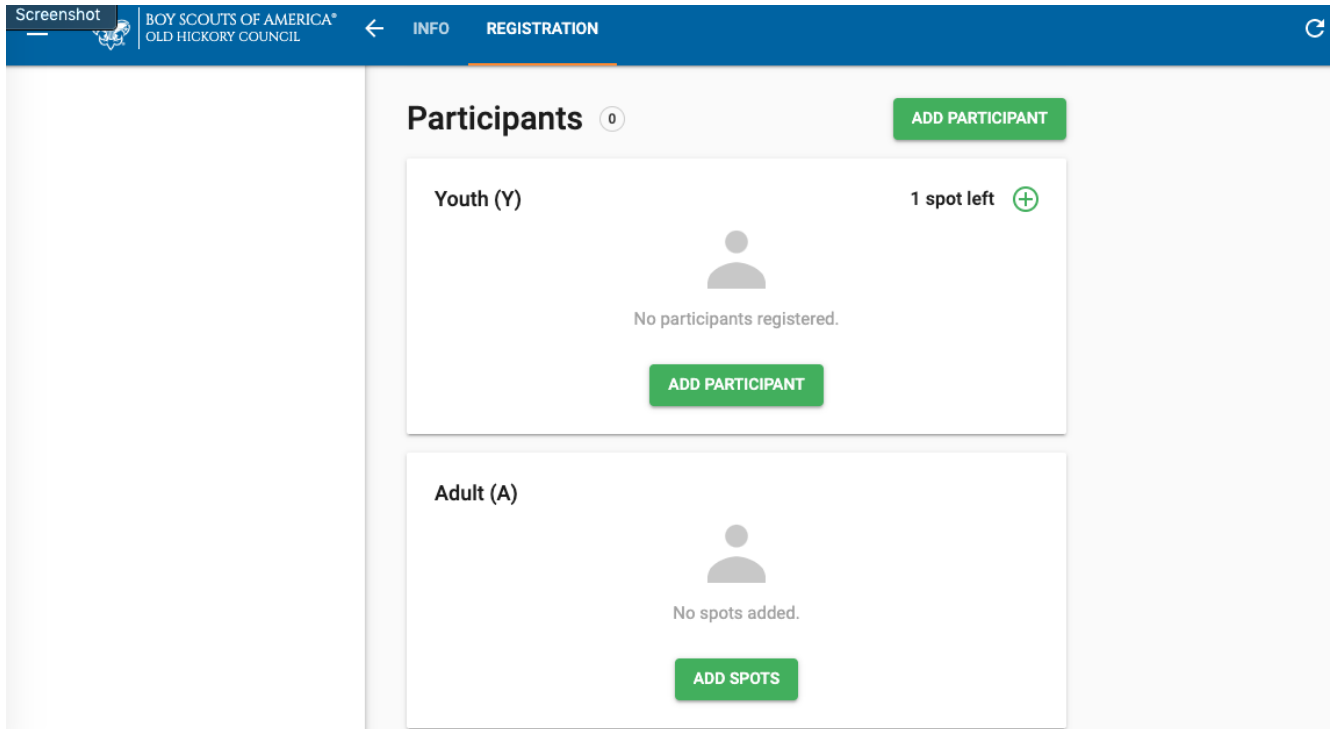
On the next screen, use the + to add the correct number of youth and adults. Scroll down to enter demographic information, then click **NEXT>** in the bottom right corner.



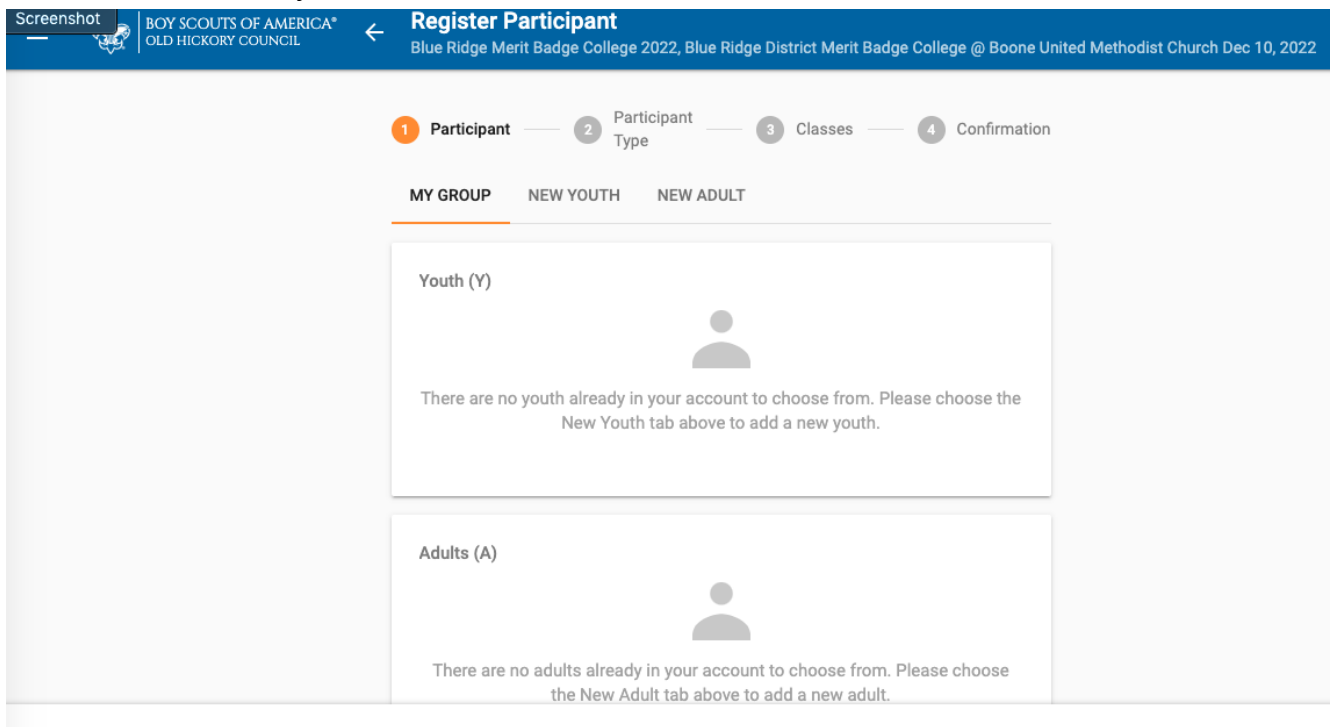
Next is a CONFIRMATION page (not pictured). After you review it, click **COMPLETE** in the bottom right corner. The next page looks like the one below. **DON'T CHECKOUT YET.**



Scroll down to the Participants section and click the green **ADD PARTICIPANT** button.

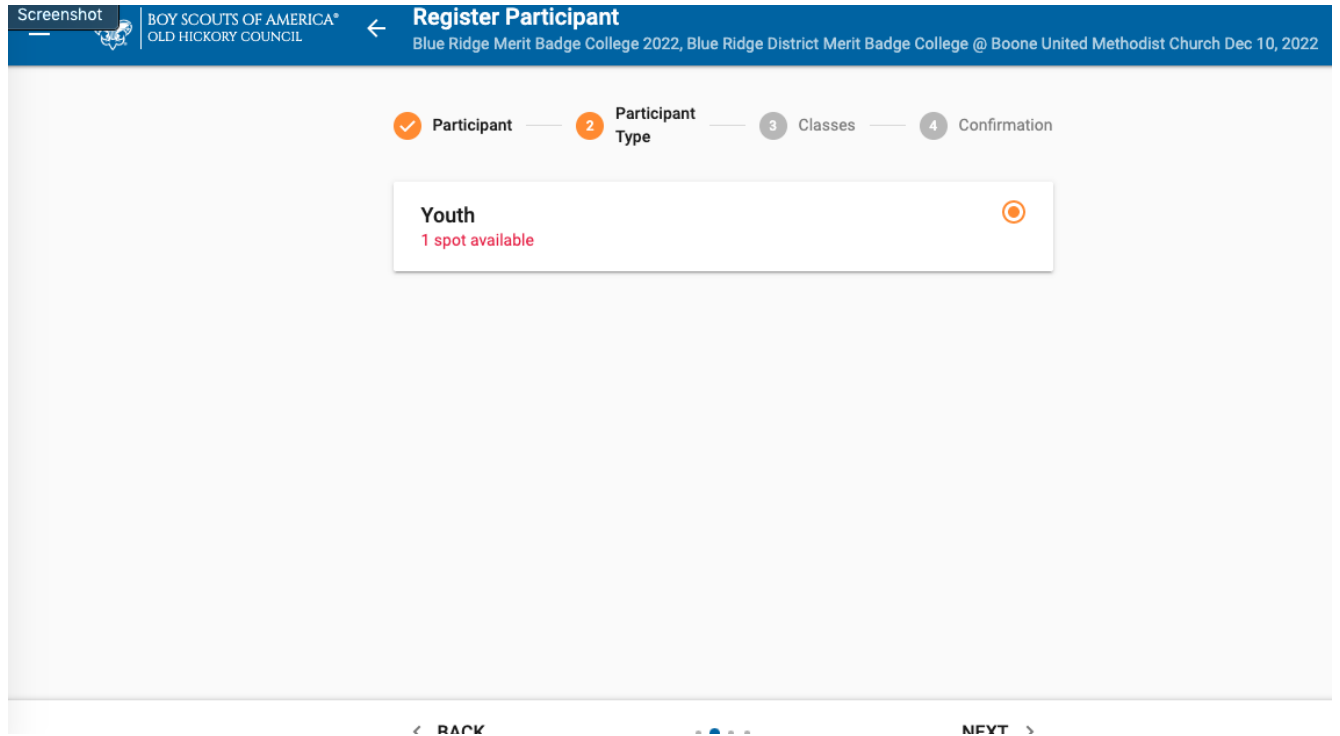


The next screen likely will look like this:



Click **NEW YOUTH** to add your participant and register for classes - or choose your youth's name from the list in the box if present. First, you will need to add demographics, allergy, and emergency contact information. Scroll down and click **NEXT>**

You'll see this screen:



Click **NEXT>**

Now choose the desired classes! You may choose one class from Block 1 (morning) and one class from Block 2 (afternoon) or one of the Block 3 (all day) classes. Once you have chosen, scroll down and click **NEXT>**

The next page will have the participant's name and the charge. Click **COMPLETE** in the bottom right corner.

Now, click that green **CHECKOUT** button!

Enter/confirm contact information and enter credit/debit card information. When all is complete, click **PLACE ORDER** in the bottom left corner. Congratulations! You should receive a confirmation email.